

TOP NOTCH



Uses 10"
Squares!

A.



B.



A Bright Corner
Lap: 47½" x 60½"
Designed by Andy Knowlton
Order No. ABC343
abrightcorner.com

<i>Fabrics, Version A light accent</i>	<i>1 Kit</i>	<i>10 Kits</i>	<i>20 Kits</i>
Perspective 10" Square Pack TSQ0442	1 pack	10 packs	20 packs
Contrast & Binding: Pale Blue Solid AMB-136	1 ½ yards	1 bolt	2 bolts
Backing: Light Slate Woodland Y4000-140	3 ¼ yards	3 bolts	5 bolts
<i>Fabrics, Version B dark accent</i>	<i>1 Kit</i>	<i>10 Kits</i>	<i>20 Kits</i>
Perspective 10" Square Pack TSQ0442	1 pack	10 packs	20 packs
Contrast: Dark Gray Kinkame Shades K2666-7	1 yard	1 bolt	2 bolts
Binding: Light Cream Grid Y4004-2	½ yard	1 bolt	1 bolt
Backing: Light Gray Woodland Y4000-5	3 ¼ yards	3 bolts	5 bolts



Includes 4 sizes, crib-twin

TOP NOTCH

A Bright Corner

Lap: 47½" x 60½" • Designed by Andy Knowlton

Order No. ABC343 • abrightcorner.com



Fabrics

Perspective 10" Square Pack TSQ0442	1 pack
Contrast & Binding: Pale Blue Solid AMB-136	1 ½ yards
Suggested Backing: Light Slate Woodland Y4000-140	3 ¼ yards


TOP NOTCH

A Bright Corner

Lap: 47½" x 60½" • Designed by Andy Knowlton

Order No. ABC343 • abrightcorner.com

Uses 10"
Squares!

Fabrics

Perspective 10" Square Pack TSQ0442	1 pack
Contrast: Dark Gray Kinkame Shades K2666-7	1 yard
Binding: Light Cream Grid Y4004-2	½ yard
Suggested Backing: Light Gray Woodland Y4000-5	3 ¼ yards