


# Tina's Garden

BY TINA LETO

Delivering November 2022





Y3678-27 DIGITAL

Y3681-139

# Tina's Garden


BY TINA LETO



Selvage



Y3674-55 44" x 44" DIGITAL Panel



Y3681-4



Y3681-28



Y3681-21



Y3676-55 DIGITAL



Y3680-27



Y3680-40



Y3680-35

100% Cotton Shirting

30x30/75x75

44 - 45" wide - 15 Yds D/R

# Tina's Garden



BY TINA LETO



Y3677-39 DIGITAL

Selvage

Y3675-55 DIGITAL 10½" Stripe Repeats 4 Across



# Tina's Garden

BY TINA LETO



Y3679-35 DIGITAL



Y3679-42 DIGITAL






Y3679-26 DIGITAL

**Cut Goods Available**

	Y3676-55	 <i>Tina's Garden</i> Fat Quarters FQ0395 13 pieces  Fat Eighths FE0395 13 pieces  2.5" Strips ST0395 40 pieces  5" Squares SQ0395 42 pieces  10" Squares TSQ0395 42 pieces
	Y3677-39	
	Y3678-27	
	Y3679-42	
	Y3679-35	
	Y3679-26	
	Y3680-35	
	Y3680-40	
	Y3680-27	
	Y3681-139	
	Y3681-4	
	Y3681-28	
	Y3681-21	

Panel & Pictorial Stripe  
not included  
in Precuts.

Download our  
precut collage  
images to presell  
precuts!





# Tina's Garden

BY TINA LETO

## TALMADGE

By Bear Hug Quiltworks • Order No. 178 • Designed by Lisa Routh Alley  
bearhugquiltworks.com • 70" x 70"



Fabrics:	1 Kit	10 Kits	20 Kits
Multi Dahlia Panel Y3674-55 (44" x 44")	1 ¼ yds	1 bolt	2 bolts
Fabric 1: (Background) Black Impressions Moiré Y1031-3	2 ¼ yds	2 bolts	3 bolts
Fabric 2: Lt Orange Packed Tonal Dahlias Y3680-35	¼ yd	1 bolt	1 bolt
Fabric 3: Lt Red Tonal Leaves Y3681-4	¼ yd	1 bolt	1 bolt
Fabric 4: Coral Dahlias Y3677-39	½ yd	1 bolt	1 bolt
Fabric 5: Purple Packed Tonal Dahlias Y3680-27	¼ yd	1 bolt	1 bolt
Fabric 6: Purple Dahlias Y3678-27	¾ yd	1 bolt	1 bolt
Binding: Multi Dahlias Y3676-55	¾ yd	1 bolt	1 bolt
Backing: Lt Orange Tossed Dahlias Y3679-35	4 ½ yds	3 bolts	6 bolts

# Tina's Garden

BY TINA LETO

## PUMPKIN PATCH

By Villa Rosa Designs  
Designed by Pat Fryer  
villarosadesigns.com  
54" x72"



Fabrics:	1 Kit	10 Kits	20 Kits
Tina's Garden 10" Square Pack TSQ0395	1 pk	10 pks	20 pks
Border Stripe: Multi Pictorial Stripe Y3675-55	1 5/8 yds	2 bolts	3 bolts
Binding: Purple Tossed Dahlias Y3679-26	5/8 yd	1 bolt	1 bolt
Backing: Purple Dahlias Y3678-27	4 1/2 yds	3 bolts	6 bolts

# Tina's Garden


BY TINA LETO

## TRIANGLE FRENZY® BOUQUET, TOO

By Triangle Frenzy • Order No. AED686 • Designed by Bunnie Cleland • trianglefrenzy.com  
 Twin Size, Version A: 65" x 74" • Twin Size, Version B: 69" x 78"  
 Pattern includes 6 sizes in 2 versions, Baby - King!



Version A



Creative Grids  
 #CGRT12560  
 60° Triangle Ruler



Version B

Fabrics, Version A ("Allover"):	1 Kit	10 Kits	20 Kits	Fabrics, Version B ("With Borders"):	1 Kit	10 Kits	20 Kits
Multi Pictorial Stripe Y3675-55	5 3/8 yds	4 bolts	8 bolts	Multi Pictorial Stripe Y3675-55	4 3/8 yds	4 bolts	7 bolts
Binding: Dk Purple Packed Tonal Leaves Y3681-28	3/4 yd	1 bolt	1 bolt	Background, Borders & Binding: Black Impressions Moiré Y1031-3	2 1/8 yds	2 bolts	3 bolts
Backing: Lt Purple Tossed Dahlias Y3679-26	4 7/8 yds	4 bolts	7 bolts	Backing: Pink Tossed Dahlias Y3679-42	4 7/8 yds	4 bolts	7 bolts

Required for both versions: Creative Grids #CGRT12560 60° Triangle Ruler

# Tina's Garden

BY TINA LETO

## POPPED ART

By Cozy Quilt Designs • Order No. CQD01119 • Designed by Daniela Stout  
 cozyquilt.com • Throw Size shown, 67" x 77 ½" • Pattern includes 7 sizes: Table Runner - King!



Fabrics, Coral version:	1 Kit	10 Kits	20 Kits
Prints (condensed from 8 to 4):			
1 & Border 3: Coral Dahlias Y3677-39	2 yds	2 bolts	3 bolts
2: Lt Orange Tossed Dahlias Y3679-35	½ yd	1 bolt	1 bolt
3: Pink Tossed Dahlias Y3679-42 (also used below in Backing*)	½ yd	1 bolt	1 bolt
4: Lt Orange Packed Tonal Dahlias Y3680-35	½ yd	1 bolt	1 bolt
Background & Border 1: Black Dappled Basic Y2949-3	2 ½ yd	2 bolts	4 bolts
Border 2: Lt Red Packed Tonal Leaves Y3681-4	½ yd	1 bolt	1 bolt
Binding: Dk Coral Packed Tonal Dahlias Y3680-40	¾ yd	1 bolt	1 bolt
*Backing: Pink Tossed Dahlias Y3679-42	4 ¾ yds	4 bolts	7 bolts

Fabrics, Purple version:	1 Kit	10 Kits	20 Kits
Prints (condensed from 8 to 4):			
1 & Border 3: Purple Dahlias Y3678-27	2 yds	2 bolts	3 bolts
2: Lt Purple Tossed Dahlias Y3679-26 (also used below in Backing*)	½ yd	1 bolt	1 bolt
3: Purple Packed Tonal Dahlias Y3680-27 (incl. binding)	1 ½ yds	1 bolt	2 bolts
4: Pale Khaki Tonal Leaves Y3681-139	½ yd	1 bolt	1 bolt
Background & Border 1: Black Dappled Basic Y2949-3	2 ½ yd	2 bolts	4 bolts
Border 2: Dk Purple Packed Tonal Leaves Y3681-28	½ yd	1 bolt	1 bolt
*Backing: Lt Purple Tossed Dahlias Y3679-26	4 ¾ yds	4 bolts	7 bolts

# Tina's Garden

BY TINA LETO



## BQ7



By Maple Island Quilts  
 Order No. MIQ361  
 Designed by Debbie Bowles  
 mapleislandquilts.com  
 Size shown, 54" x 67 1/2"  
 Pattern includes 5 sizes!

**Fabrics, Green version:**

Center: Multi Dahlias Y3676-55  
 Dark: Green Packed Tonal Leaves Y3681-21  
 Light: Pale Khaki Packed Tonal Leaves Y3681-139  
 Accent & Binding: Dk Purple Packed Tonal Leaves Y3681-28  
 Backing: Purple Packed Tonal Dahlias Y3680-27

**Fabrics, Purple version:**

Center: Purple Dahlias Y3678-27  
 Dark: Purple Packed Tonal Dahlias Y3680-27  
 Light: Pale Khaki Packed Tonal Leaves Y3681-139  
 Accent & Binding: Green Packed Tonal Leaves Y3681-21  
 Backing: Lt Purple Tossed Dahlias Y3679-26

1 Kit	10 Kits	20 Kits
1 1/2 yds	1 bolt	2 bolts
1 yd	1 bolt	2 bolts
1 1/2 yds	1 bolt	2 bolts
3/4 yd	1 bolt	1 bolt
3 5/8 yds	3 bolts	5 bolts

# Tina's Garden

BY TINA LETO



## MAY FLOWERS

By Running Doe Quilts  
for Villa Rosa Designs

Designed by  
Catherine Cureton

villarosadesigns.com  
58" x 77"



Fabrics:	1 Kit	10 Kits	20 Kits
12 Flowers & Leaves*: Tina's Garden Fat Qtr Pack FQ0395	1 pk	10 pks	20 pks
Background: Black Dappled Basic Y2949-3	2 ½ yds	2 bolts	4 bolts
Binding: Lt Orange Tossed Dahlias Y3679-35	⅝ yd	1 bolt	1 bolt
Backing: Coral Dahlias Y3677-39	4 ¾ yds	4 bolts	7 bolts

\*Reserve FQ of Green Tonal Leaves Y3681-21 from the pack & follow pattern instructions to cut (36) 3" squares for Leaves.

# How Does Tina's Garden GROW?



Tina Leto's fabric designs feature amazing photorealistic flowers in striking detail. Where does she get these lovely blooms? She grows them, of course!

As a documentary photographer, Tina views authenticity as a driving principle, so when inspiration strikes the first tool she grabs is not her camera, but a garden spade. Months of weeding and watering precede every photo.

Once the flowers are ready for their close-up, Tina focuses on revealing their textures and sculptural forms through magnification, an art tradition reaching back to the early 20th century. Like her inspiration, photography pioneer Karl Blossfeldt, Tina finds these botanical details transformative. We're excited to bring this artistry to quilting and fabric crafts and can't wait to see the beautiful creations that result!

