

JUNGLE DRUMS

by Liza Lewis

Delivering February 2023





Y3736-11 Digital



Y3736-26 Digital


100% Cotton Shirting

30x30/75x75

43 - 44" wide - 15 Yds D/R

JUNGLE DRUMS

by Liza Lewis



Selvage





Y3738-11 Digital



Y3738-20 Digital



Y3738-87 Digital

100% Cotton Shirting

30x30/75x75

43 - 44" wide - 15 Yds D/R


JUNGLE DRUMS

by Liza Lewis



Y3736-87 Digital

Selvage



Musical Instruments



No Pattern Needed! Just Cut, Sew and Enjoy!

SUPPLIES:
1 yard needlepunch fleece or low-soft batting

A 1/4 inch seam allowance is included.

Cut out all double pages along the edges.

Cut these rectangles from needlepunch fleece as follows: (Note: Covers are larger than pages.)

- One the same size as covers.
- Two the same size as pages.

Place pages with right sides together as follows:

- Inside Front Cover & Inside Back Cover to Front Cover & Back Cover
 - Pages 9 & 2 to Pages 3 & 8
 - Pages 7 & 4 to Pages 5 & 6
- Pin corners first, then sides. (Note: While pinning sides together, it may be necessary to adjust fabric so that edges meet.)



Place the Front/Back Cover on top of the largest piece of needlepunch fleece and the Inside Pages on top of the remaining two pieces of needlepunch fleece. Pin together.

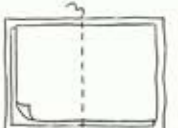
Stitch around all outer edges leaving an opening for turning on the bottom edge. Clip corners. Turn right side out and press. Whiptitch opening closed.

Fold Center Page unit in half to mark the center line between Pages 5 and 6.

Stack pages on a flat surface, beginning with the Front/Back Cover facing down.

Center additional pages on Cover, checking for correct page order.

Pin through center of all pages. Fold book closed and double check for correct page order. Reopen book to the center pages and stitch through all layers on center line to secure.



CUT GOODS



Y3734-87*

Y3736-11

Y3736-87

Y3737-116

Y3737-17

Y3736-26

Y3738-11

Y3738-20

Y3738-87

Y3739-55

Y3739-12

Y3739-119

Y3739-1



JUNGLE DRUMS

13 pieces


Fat Quarters

FQ0408

12 FQs +

2/3 yard panel Y3734-87*

(Excludes Storybook Y3735-11)



JUNGLE DRUMS

Fat Eighths

FE0408

12 pieces

2.5" Strips

ST0408

40 pieces

5" Squares

SQ0408

42 pieces

10" Squares

TSQ0408

42 pieces

K2333-98

K2333-9

K2333-68

K2333-26



K2666-8

K2666-61

K2666-23

K2666-22

K2666-34

K2666-33

K2666-28

K2666-15

Download
our precut
collage images
to presell
precuts!

JUNGLE DRUMS

by Liza Lewis

SOFT BOOK

Make a fabric book
from 1 yard of
Jungle Drums
Storybook Panel Y3735-11



Instructions printed on panel!